



BANPLUS
International Bank, INC

Deposit checks easily and securely with our
Banplus International Bank ***DepositGo Mobile***
application .





BANPLUS
International Bank, INC

To start benefiting from our Check Deposit Service, download the *DepositGo Mobile* application on your App Store (iOS and/or Android) and proceed as instructed.





BANPLUS
International Bank, INC

Open the application on your mobile device. You will be prompted to enter the information below, which you will receive via email:

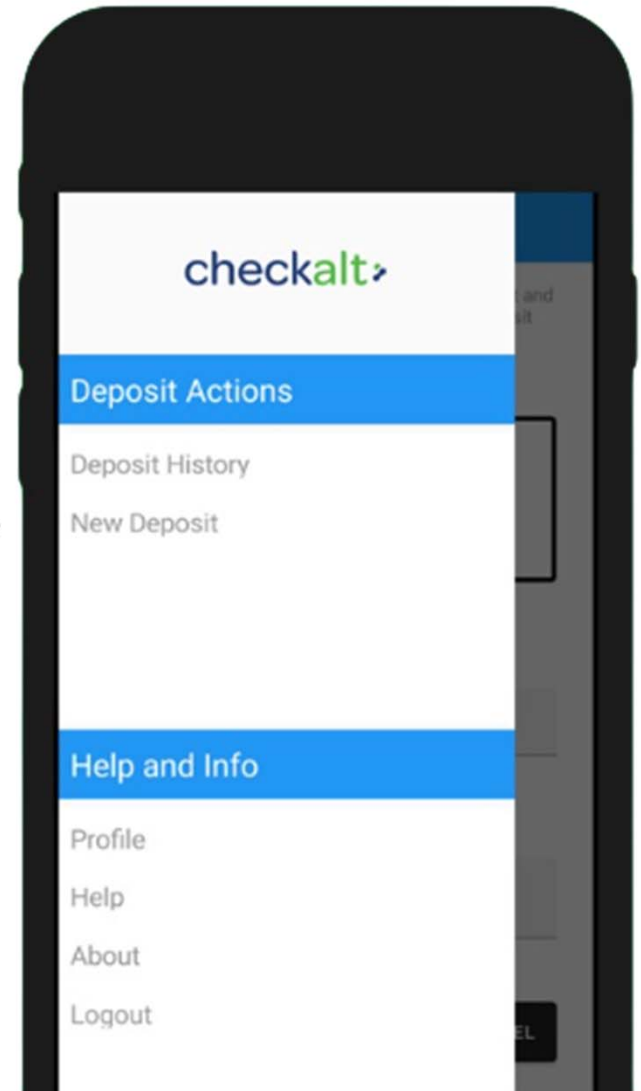
- ✓ **Access Key**: Enter code **79183AAB-8DB9-4F50-8157-436EE1FC1119** exactly as shown, including dashes. This code will be valid for your first login only.
- ✓ Enter the **Username** and **Password** that you received by email and press Login for access.

The screenshot shows the login interface of the DepositGo Mobile App. At the top, it says "Welcome to the DepositGo Mobile App" followed by a note: "Please contact your financial institution to obtain your access key." Below this are three input fields: "Access Key", "Username", and "Password". A green "LOGIN" button is positioned below the password field. At the bottom, there is a "Remember Me" checkbox which is currently unchecked.



BANPLUS
International Bank, INC

✓ Select the **New Deposit** option.





BANPLUS
International Bank, INC

- ✓ Take a photo of the front and back of the check with your device. Note that the back of the check must be endorsed as follows:

Beneficiary Name
For Mobile Deposit
Account # 000000000



New Deposit

To begin your deposit please take a picture of the front and back of the check. Also remember to select your deposit account.

FRONT **REAR**

Deposit Account

Please select a deposit account

Deposit Amount

0.00

Please enter a deposit amount

DEPOSIT **CANCEL**





BANPLUS
International Bank, INC

- ✓ Select your account in the *Deposit Account* field.
- ✓ Enter the check's amount in the *Deposit Amount* field.
- ✓ Select *DEPOSIT* to complete the process.
- ✓ Remember that checks cannot be deposited more than once.

☰ New Deposit

To begin your deposit please take a picture of the front and back of the check. Also remember to select your deposit account.

 FRONT

 REAR

Deposit Account

123456789

Deposit Amount

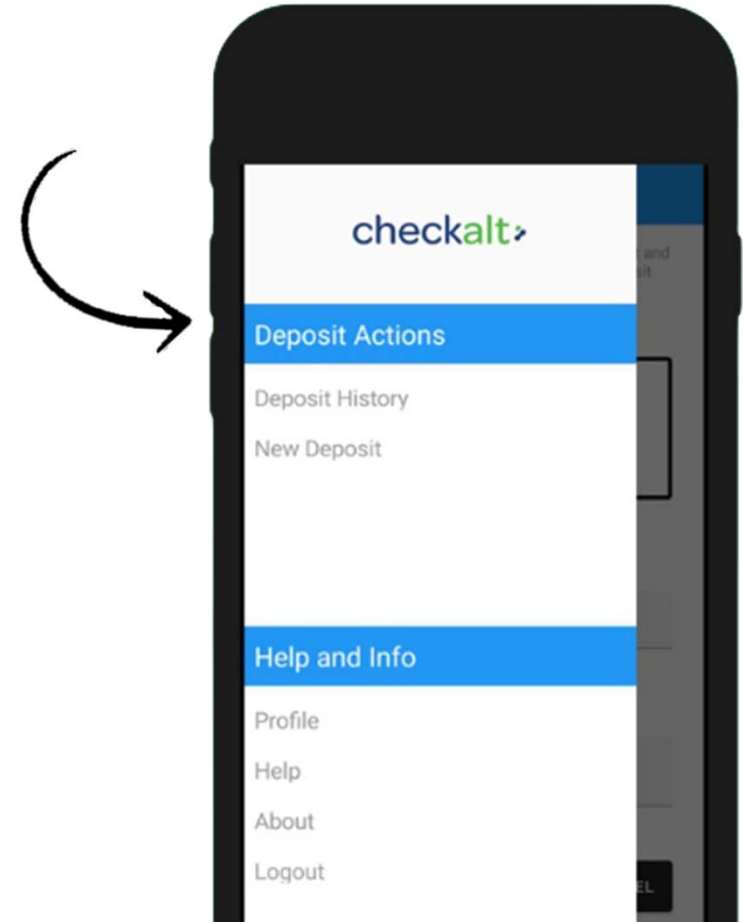
100.00

DEPOSIT CANCEL



BANPLUS
International Bank, INC

- ✓ You can view the images of your deposited checks, as well as your transaction history for the past 90 days, by pressing on the *Deposit History* option.
- ✓ You can validate the deposit from your account. Funds will be available within the next four business days.





BANPLUS
International Bank, INC

Once the process has been completed, you will see the following check status:

- ✓ **Ready:** The check has been received.
- ✓ **Submitted:** The check has been processed.
- ✓ **Pending:** The check is pending validation.
- ✓ **Rejected:** The check has been rejected.

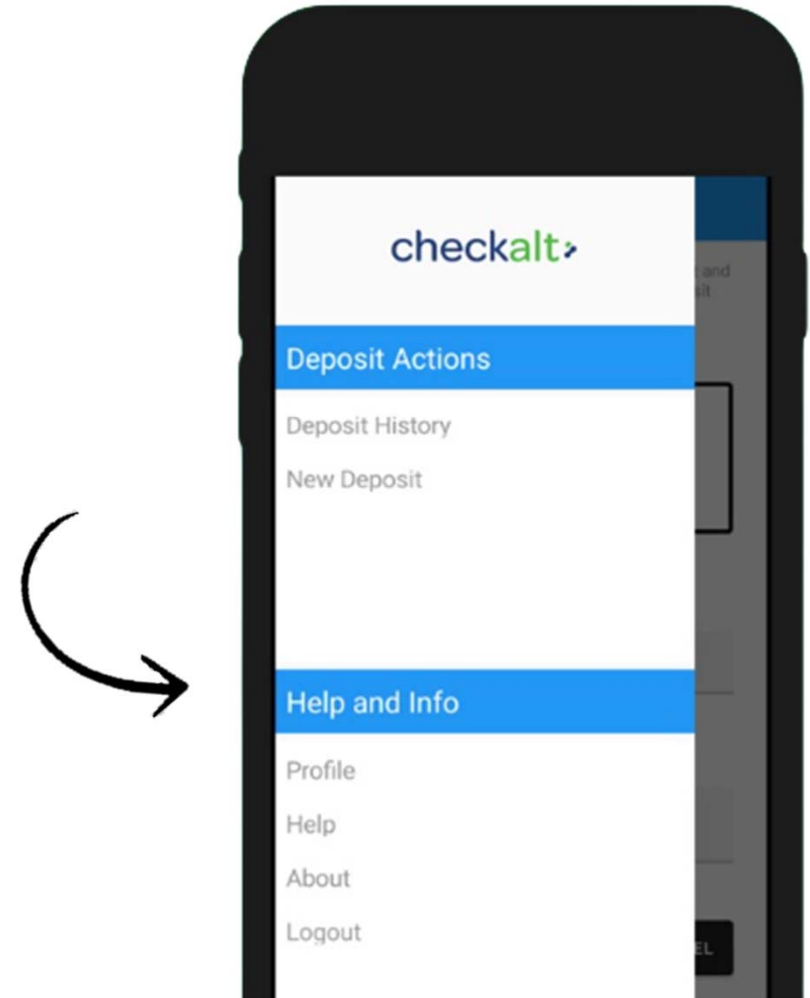
The image shows a smartphone screen with the 'Deposit History' app. The app has a blue header with a hamburger menu icon and the title 'Deposit History'. Below the header is a search bar with the placeholder text 'Search by any field'. The main content is a table with four columns: 'Date', 'Account', 'Amount', and 'Status'. The table contains five rows of data, all dated 1/19/2021. The first row has a status of 'Submitted', while the others are 'Ready'.

Date	Account	Amount	Status
1/19/2021	...4321	\$280.00	Submitted
1/19/2021	...6789	\$280.00	Ready
1/19/2021	...4321	\$924.00	Ready
1/19/2021	...4321	\$292.00	Ready
1/19/2021	...4321	\$504.21	Ready



BANPLUS
International Bank, INC

- ✓ Checks deposited after 3:30 pm will be processed the next business day.
- ✓ For your security, please change your password on the **Profile** option on your first login.
- ✓ To securely exit the application, press **Logout**.





BANPLUS
International Bank, INC

- ✓ If you forgot your password, press ***FORGOT PASSWORD***.
You will be sent an email with instructions on how to reset it.

